

# A touch of Class with Durability to Add to Your kitchen

**Cook Rite**  
TO COOK NICELY!

## FEATURES

- Heavy duty constructed frame
- Heavy duty burners and standby pilots
- Flame failure
- Stainless steel burners
- Constructed in 304 stainless steel
- 3/4 inch pipe gas inlet
- Removable drip tray
- 16mm thick plate on hotplate
- Manual controls
- Piezo ignition to all burners
- Independent burner controls
- Heavy duty black matte trivets
- Available in NG and LPG
- Corrosion resistant, easy to maintain and keep clean



AT80G3G-F



AT80G12G-F



AT80G6G-F



AT80G9G-F

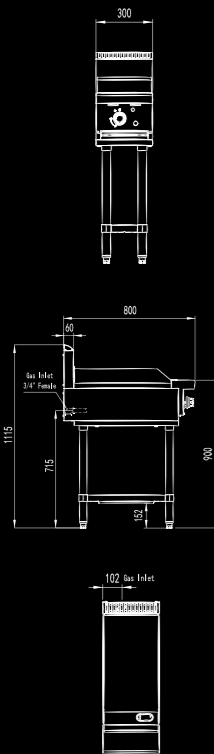
2 YEARS WARRANTY ON ALL PARTS AND LABOUR  
EXTRA 2 YEARS WARRANTY ON PARTS WHEN YOU REGISTER WITH US ONLINE



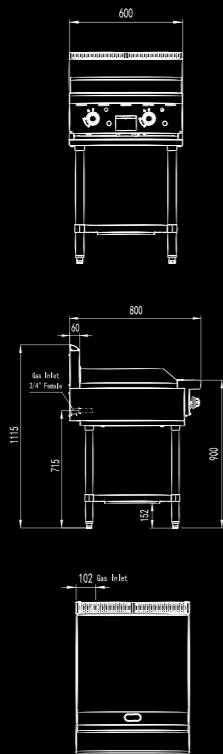
AUSTRALIA AND NEW ZEALAND  
GAS SAFETY CERTIFICATION  
SAI-400248 AS 4563:2004 SAI Global

800 SERIES HOTPLATES

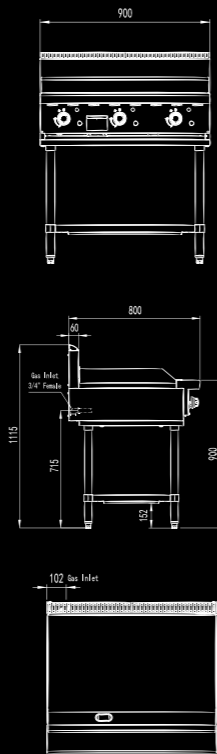
AT80G3G-F



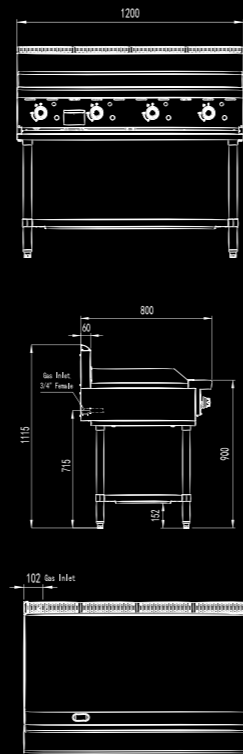
AT80G6G-F



AT80G9G-F



AT80G12G-F



AT80G3G-F

Gas Type  
Gas Output per Burner Mj/h  
Total Power Output Mj/h  
Dimensions(mm)  
Packaging Dimensions(mm)

NG/LPG
25
25
W300 x D800 x H1115, 53kg
W395 x D875 x H640, 73kg

AT80G6G-F

NG/LPG
25
50
W600 x D800 x H1115, 87kg
W695 x D875 x H640, 117.2kg

AT80G9G-F

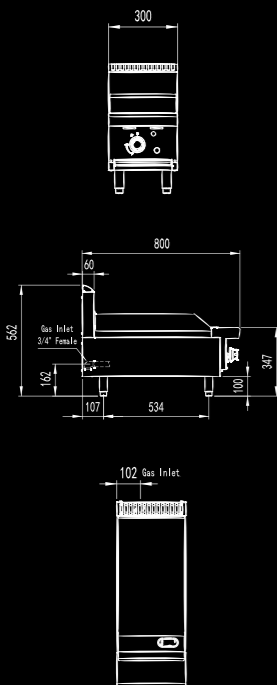
Gas Type  
Gas Output per Burner Mj/h  
Total Power Output Mj/h  
Dimensions(mm)  
Packaging Dimensions(mm)

NG/LPG
25
75
W900 x D800 x H1115, 122kg
W995 x D875 x H640, 159kg

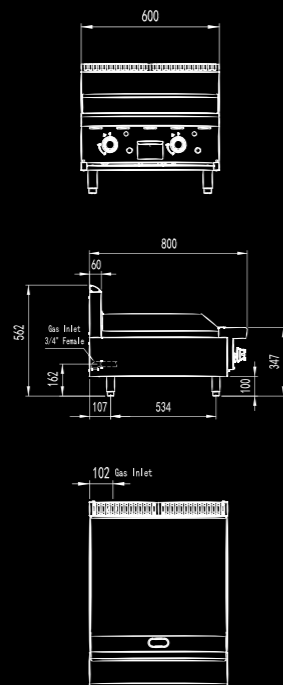
AT80G12G-F

NG/LPG
25
100
W1200 x D800 x H1115, 157kg
W1295 x D875 x H640, 200.3kg

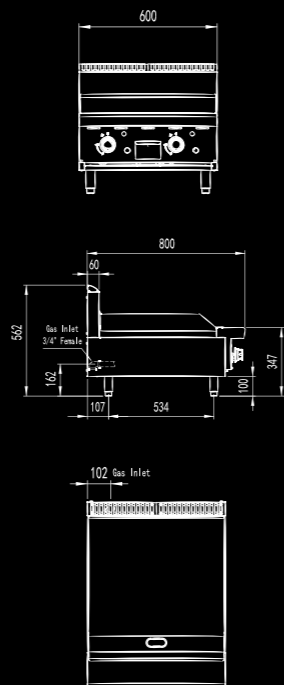
AT80G3G-F



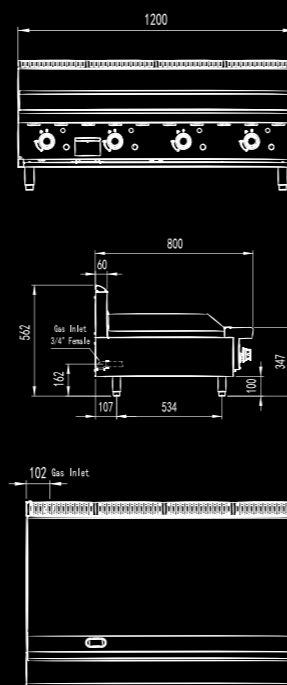
AT80G6G-F



AT80G9G-F



AT80G12G-F



AT80G3G-C

Gas Type  
Gas Output per Burner Mj/h  
Total Power Output Mj/h  
Dimensions(mm)  
Packaging Dimensions(mm)

NG/LPG
25
25
W300 x D800 x H562, 46kg
W395 x D875 x H640, 62.3kg

AT80G6G-C

NG/LPG
25
50
W600 x D800 x H562, 77kg
W695 x D875 x H640, 102kg

AT80G9G-C

Gas Type  
Gas Output per Burner Mj/h  
Total Power Output Mj/h  
Dimensions(mm)  
Packaging Dimensions(mm)

NG/LPG
25
75
W900 x D800 x H562, 110kg
W995 x D875 x H640, 139kg

AT80G12G-C

NG/LPG
25
100
W1200 x D800 x H562, 143kg
W1295 x D875 x H640, 182kg

