

Preserve Your Salads and Sandwiches with Premium Saladette Features



ESL3800

Optional drawer kit available
for cooling tables only



ESL3801

Optional drawer kit available
for cooling tables only

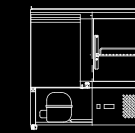
2 YEARS WARRANTY ON ALL PARTS AND LABOUR
EXTRA 2 YEARS WARRANTY ON PARTS WHEN YOU REGISTER WITH US ONLINE



SLIDING LID SALADETTES

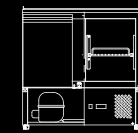
FEATURES

- High grade stainless steel interior and exterior
- Heavy duty stainless steel top
- All fitted with European parts Compressor and EBM fan motor
- 43-degree ambient working temperature
- -2 to 8 degrees working temp
- Insulation foam CH10, ODP zero emissions
- Static cooling system
- Carel Italian digital controls
- Self-evaporating drainage
- One shelf per door
- Manual defrosting system
- Regular defrosting recommended
- Compressor and condenser situated on bottom
- Unit can be positioned against a wall
- Fits GN Pans
- White Epoxy shelves and stainless steel rails
- Comes installed with 4 castors for easy mobility
- ESL3800 can fit 6 x 1/3 and 3 x 1/6 GN pans 100mm deep
- ESL3850 fits 12 x 1/3 GN Pans 100mm deep
- Sliding lid cover on the ESL3850
- GN Pans and Lids not included



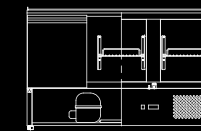
ESL3800

Capacity	300L
Power	250W
Voltage	220-240V/50Hz
Working Temp	-2°C-+8°C
Ambient Temp	43°C
Dimensions (mm)	W900 × D700 × H950, 70kg
Packaging Dimensions (mm)	W955 × D754 × H1043, 90kg



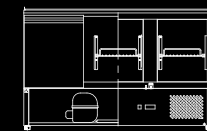
ESL3801

Capacity	300L
Power	250W
Voltage	220-240V/50Hz
Working Temp	-2°C-+8°C
Ambient Temp	43°C
Dimensions (mm)	W900 × D700 × H943, 72kg
Packaging Dimensions (mm)	W955 × D754 × H1043, 92kg



ESL3850

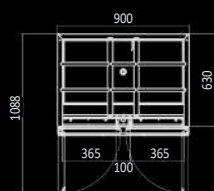
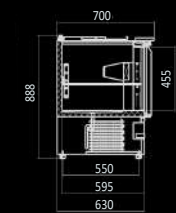
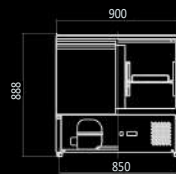
Capacity	380L
Power	300W
Voltage	220-240V/50Hz
Working Temp	-2°C-+8°C
Ambient Temp	43°C
Dimensions (mm)	W1380 × D700 × H950, 90kg
Packaging Dimensions (mm)	W1420 × D754 × H1043, 120kg



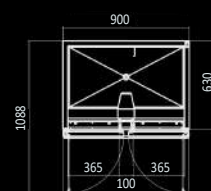
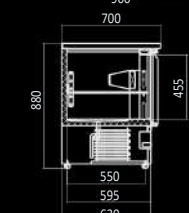
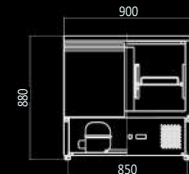
ESL3851

Capacity	380L
Power	300W
Voltage	220-240V/50Hz
Working Temp	-2°C-+8°C
Ambient Temp	43°C
Dimensions (mm)	W1365 × D700 × H943, 94kg
Packaging Dimensions (mm)	W1420 × D754 × H1043, 124kg

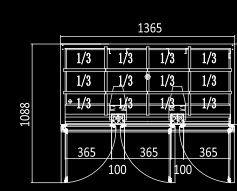
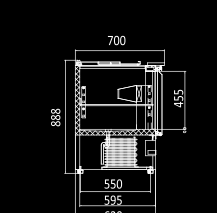
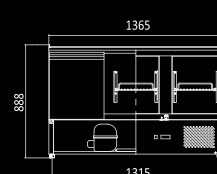
ESL3800



ESL3801



ESL3850



ESL3851

